



*The Perfect Kitchen*



## SWEDISH TECHNOLOGY

- ★ RANGE HOODS
- ★ GAS HOBS
- ★ COOK TOPS
- ★ KITCHEN APPLIANCES



An ISO 9001-2015 Certified Company



# ABOUT US

Welcome to Clix Kitchen World.

PKL Limited was established 1985 as a joint venture between Primus AB of Sweden and and the Kabsons Group of India.

PKL has state of the art manufacturing facilities at two locations in and around Hyderabad and has gas filling plants for servicing the LPG requirements of customers of appliances. Besides own plants, PKL also has exclusive manufacturing capacities with vendors of quality Kitchen products in India & across the Globe.

PKL has its Regional Offices in Chandigarh, Kolkata, Mumbai, Bengaluru, and has a complete set up for nation-wide sales & Distribution.

PKL has a strong after sales service setup with a track record of attending to customer quickly. Clix Customer Care Centers (C3C) at Regional Offices are supported by a dedicated service team of more than 250 Service Technicians & Franchisees across the country.

PKL's appliances are marketed under the brand name CLIX through our 6000 plus channel partners throughout India.

CLIX is a household name synonymous with quality and performance.

## QUALITY POLICY

We, the people at PKL Limited, are committed to provide products and services that meet customer requirement thus enhancing Customer Satisfaction by compliance with ISO:9001:2015 QMS and continually improving its effectiveness.

Dream Big with us & grow!!  
with Warm Wishes  
Team CLIX



An ISO 9001-2015 Certified Company



# TRENDY 60/75/90 4G



Size (cm)	60/75/90
Air Flow (m <sup>3</sup> /hr)	1250
Filter	Filter Less
Controls	Touch Thermostatic with Gesture Motion
Lighting	LED Lights
Warranty	One Year with Five Years on Motor



# WAVE 60/75/90 4G



Size (cm)	60/75/90
Air Flow (m <sup>3</sup> /hr)	1250
Filter	Filter Less
Controls	Touch Thermostatic with Gesture Motion
Lighting	LED Lights
Warranty	One Year with Five Years on Motor



# ECO 60/75/90 4G



Size (cm)	60/75/90
Air Flow (m <sup>3</sup> /hr)	1250
Filter	Filter Less
Controls	Touch Thermostatic with Gesture Motion
Lighting	LED Lights
Warranty	One Year with Five Years on Motor



# BEST 60/75/90 4G



Size (cm)	60/75/90
Air Flow (m <sup>3</sup> /hr)	1250
Filter	Filter Less
Controls	Touch Thermostatic with Gesture Motion
Lighting	LED Lights
Warranty	One Year with Five Years on Motor



# WAVE 90 5G

Size (cm)	90
Air Flow (m <sup>3</sup> /hr)	1250/-
Filter	Baffle
Controls	Touch Thermostatic with Gesture Motion
Lighting	LED Lights
Warranty	One Year with Five Years on Motor



# WAVE 60 5G

Size (cm)	60
Air Flow (m <sup>3</sup> /hr)	1250/-
Filter	Baffle
Controls	Touch Thermostatic with Gesture Motion
Lighting	LED Lights
Warranty	One Year with Five Years on Motor





# BEST 90 5G

Size (cm)	90
Air Flow (m <sup>3</sup> /hr)	1250/-
Filter	Baffle
Controls	Touch Thermostatic with Gesture Motion
Lighting	LED Lights
Warranty	One Year with Five Years on Motor



# BEST 60 5G

Size (cm)	60
Air Flow (m <sup>3</sup> /hr)	1250/-
Filter	Baffle
Controls	Touch Thermostatic with Gesture Motion
Lighting	LED Lights
Warranty	One Year with Five Years on Motor



# SLIM 60

Size (cm)	60
Air Flow (m <sup>3</sup> /hr)	1250/-
Filter	Baffle
Controls	Push Button
Lighting	LED Lights
Warranty	One Year with Five Years on Motor



# ELANZ 60

Size (cm)	60
Air Flow (m <sup>3</sup> /hr)	750/-
Filter	Baffle with Charcoal
Controls	Push Button
Lighting	LED Lights
Warranty	One Year



# ELITE 60 BF

Size (cm)	60
Air Flow (m <sup>3</sup> /hr)	1250/-
Filter	Baffle
Controls	Push Button
Lighting	Incandescent
Warranty	One Year with Five Years on Motor



# ELITE 60 FL

Size (cm)	60
Air Flow (m <sup>3</sup> /hr)	1250/-
Filter	Filter Less
Controls	Push Button
Lighting	LED Lights
Warranty	One Year with Five Years on Motor







## 4 BURNER HOB GLASS BIG

### Key Features

---

Glass Gas Hob

---

Brass Burner

---

Cast iron Supports

---

Burner Size: 110mm/90mm/70mm/70mm

---

Dimensions 760x450x6mm

---

Auto Ignition



## 3 BURNER HOB GLASS BIG

### Key Features

---

Glass Gas Hob

---

Brass Burner

---

Cast iron Supports

---

Burner Size: 110mm/90mm/70mm

---

Dimensions 760x450x6mm

---

Auto Ignition



# 4 BURNER HOB GLASS EURO

## Key Features

---

Glass Gas Hob

---

Brass Burner

---

Cast iron Supports

---

Burner Size: 100mm/100mm/90mm/70mm

---

Dimensions 750x520x7mm

---

Auto Ignition



# 3 BURNER HOB GLASS EURO

## Key Features

---

Glass Gas Hob

---

Brass Burner

---

Cast iron Supports

---

Burner Size: 100mm/90mm/70mm

---

Dimensions 770x380x7mm

---

Auto Ignition



## 4 BURNER GLASS XUV

### Key Features

---

Tempered Glass & Automatic Square Shaped

---

Heavy Pan Support with Forged Brass Burner

---

Metal Knobs

---

Auto Ignition with Japanese Piezo

---

Burner Size: 90mm/80mm/70mm/70mm

---

ISI Certified



## 4 BURNER GLASS DDT

### Key Features

---

Tempered Glass & Non Automatic and Automatic Square Shaped

---

Round Pan Support

---

Forged Brass Burner with Double Dip Tray

---

Auto Ignition with Japanese Piezo

---

ABS Knobs

---

Burner Size: 90mm/80mm/70mm/70mm

---

ISI Certified



## 4 BURNER GLASS NANO

### Key Features

---

Tempered Glass & Non Automatic Square Shaped

---

Round Pan Support

---

Brass Burner

---

ABS Knobs

---

Burner Size: 80mm/80mm/70mm/70mm

---

ISI Certified





# 3 BURNER GLASS XUV

## Key Features

---

Tempered Glass & Automatic Square Shaped

---

Heavy Pan Support with Forged Brass Burner

---

Metal Knobs

---

Auto Ignition with Japanese Piezo

---

Burner Size: 90mm/80mm/70mm

---

ISI Certified



# 3 BURNER GLASS DDT

## Key Features

---

Tempered Glass & Non Automatic and Automatic Square Shaped

---

Round Pan Support

---

Forged Brass Burner with Double Dip Tray

---

Auto Ignition with Japanese Piezo

---

ABS Knobs

---

Burner Size: 90mm/80mm/70mm

---

ISI Certified



# 3 BURNER GLASS NANO

## Key Features

---

Tempered Glass & Non Automatic Square Shaped

---

Round Pan Support

---

Brass Burner

---

ABS Knobs

---

Burner Size: 80mm/80mm/70mm

---

ISI Certified



## 2 BURNER GLASS XUV

### Key Features

---

Tempered Glass & Automatic Square Shaped

---

Heavy Pan Support with Forged Brass Burner

---

Metal Knobs

---

Auto Ignition with Japanese Piezo

---

Burner Size: 90mm/70mm

---

ISI Certified



## 2 BURNER GLASS DDT

### Key Features

---

Tempered Glass & Non Automatic & Automatic Square Shaped

---

Round Pan Support

---

Forged Brass Burner with Double Dip Tray

---

Auto Ignition with Japanese Piezo

---

ABS Knobs

---

Burner Size: 90mm/70mm

---

ISI Certified



## 2 BURNER GLASS NANO

### Key Features

---

Tempered Glass & Non Automatic Square Shaped

---

Round Pan Support

---

Brass Burner

---

ABS Knobs

---

Burner Size: 80mm/70mm

---

ISI Certified



## 2 BURNER SS-SLIM

### Key Features

---

Superior Quality International Design

---

Stainless Steel Slim Body

---

ABS Knobs

---

Burner Size: 80mm/70mm

---

ISI Certified



## 2 BURNER SS-BIG

### Key Features

---

Superior Quality International Design

---

Stainless Steel Big Body

---

ABS Knobs

---

High Thermal Efficiency Brass Burner

---

Burner Size: 80mm/70mm

---

ISI Certified



## 3 BURNER SS-NANO

### Key Features

---

Superior Quality International Design

---

Stainless Steel Body

---

ABS Knobs

---

High Thermal Efficiency Brass Burner

---

Burner Size: 90mm/80mm/70mm

---

ISI Certified

# 3 BURNER GLASS NA BIG



## Key Features

Tempered Glass & Non Automatic Square Shaped

Round Pan Support

Brass Burner

ABS Knobs

Burner Size: 90mm/80mm/70mm

ISI Certified

# SINGLE BURNER SS-NANO



## Key Features

Superior Quality International Design

Stainless Steel

ABS Knobs

Burner Size: 80mm

ISI Certified

# CLIX CAMP

## Key Features

Outdoor Single Burner Stove Attachment

Dual Mixer for High Flame and Efficient Cooking.

High-Quality Duplex nickel-Plated Windproof Burner.

Enamelled Pan Support with Powder Coated Frame.


7/16" Al Adaptor with A Hose Assembly & Brass Spindle for Fine Flame Control.

Gas Consumption 355 gm/h – 4.6KW

Jet Size 0.5mm for Butane.

Categories: Camping Products, Uncategorized

ISI Certified



CLIX






# INDUCTION COOKER AG 10

## Key Features


- Push Button
- 4 Digit Digital Display
- Over Heat Protection
- 7 Cooking Functions
- Powerful and Efficient
- Auto Shut-Off
- Power 2000 W



# INDUCTION COOKER AG 11

## Key Features

- Feather Touch Control
- 4 Digit Digital Display
- Over Heat Protection
- 6 Cooking Functions
- Powerful and Efficient
- Auto Shut-Off
- Power 2200 W



# INFRARED COOKER AG 21

## Key Features

- Feather Touch Control
- Stainless Steel Body
- Over Heat Protection
- 4 Cooking Functions
- Auto Shut-Off
- Power 2200 W



# INFRARED COOKER AG 31

## Key Features

Feather Touch Control

4 Digit Digital Display

Over Heat Protection

7 Cooking Functions

Auto Shut-Off

Power 2000 W



# MIXER GRINDER 500 W

## Key Features

500w Endura Plus Hybrid Motor

2 Jars for Multi Function

Easy to Use Knobs

ISI Certified



# MIXER GRINDER 750 W

## Key Features

750w Endura Plus Hybrid Motor

3 Jars for Multi Function

Easy to Use Knobs

ISI Certified



# QUARTZ PILLAR HEATER

## Key Features

---

Long Life Quartz Tube Elements

---

2 Heating Levels 750/1500 W

---

Wide Angle Oscillation

---

Single Piece Stable Base

---

ISI Certified



# CARBON PILLAR HEATER

## Key Features

---

Long Life Carbon Tube

---

2 Heating Levels 750/1500 W

---

Wide Angle Oscillation

---

Single Piece Stable Base

---

ISI Certified



# OIL FILLED RADIATOR

## Key Features

---

9/11 Fin Oil Filled Radiator with Fan

---

3 Heat Settings & Noiseless Operation

---

Built-in Safety Features

---

Adjustable Thermostat

---

ISI Certified





# GAS ROOM HEATER

## Key Features

---

Grade A Ceramic Plate, Safe Durable and Long Last

---

Fitted with ODS Thermocouple Safety Switches

---

Piezo Ignition System for Instant Lighting

---

Optional Available with Quartz Tubes Also



# PATIO HEATER

## Key Features

---

Out Door Direct Pressure Wind Proof LP Gas Heater

---

Anodized Aluminium Dome

---

High Quality Duplex Nickel Plated Burner for Long Life

---

SS Flame Screen and Burner Emitter Screen

---

ISI Certified



# GAS WATER HEATER R-6 (IND.)

## Key Features

---

Works at Almost Zero Pressure

---

Saves 25% Energy Cost

---

20 Minute Auto Shutoff

---

Water Sensor Mechanism

---

ISI Certified





## 2B GRILL

### Key Features

---

Table Top Barbecue with Two Burners

---

S.S Tray for Effective Radiant Heat

---

Stainless Steel Burners

---

PIEZO Ignition

---

ISI Certified



## 3B GRILL

### Key Features

---

Mobile Barbecue with Three Burners

---

Enameled Coated Tray

---

Two Stainless Steel, One Brass Burner

---

Handle for Easy Mobility

---

PIEZO Ignition for Instant Lighting

---

S.S Tray for Effective Radiant Heat

---

ISI Certified



# AUTOGLO

## Key Features

---

Vitreous Enamel Coated Lantern Top

---

Brass Bunner Tube

---

Heat Resistance Borosilicate Glass

---

Automatic Piezo Ignition

---

ISI Certified



# CLIX

## Key Features

---

Duplex Nickle Coated Cook Top

---

Instant Cooking

---

Automatic PIEZO Ignition

---

Wind Proof Brass Burner

---

ISI Certified



# CLIX PLUS

## Key Features

---

Duplex Nickle Coated Cook Top

---

Instant Cooking

---

Non Automatic

---

Wind Proof Burner

---

ISI Certified



# CLIX POWER PLUS

Key Features

Wind Proof Burner

Instant Cooking

Non Automatic

ISI Certified



# 4KG CYLINDER


Key Features

Self Closing Valve

Copper Brazed Power Cylinder

Powder Coated Glossy Finish

ISI Certified



# MOBILE CYLINDER

Key Features

Manufactured with High Quality Steel Fitted with Self-Closing Valve

Power Coated

BIS and PESO Approved

Copper Brazed

Refillable

ISI Certified



# TORCH 4760700

## Key Features

For use with PESO Approved Refillable 380gms Cylinder or 200gm M\*14 Connection Cartridge

Burner Diameter 014mm

Gas Consumption 275g/hr

Heat Output 3.5Kw

360° Rotation for M\* Connection

ISI Certified



# TORCH 4760710

## Key Features

For use with Disposable Cartridge

Burner Diameter 014mm

Gas Consumption 195g/hr

Heat Output 2.5Kw

360° Rotation Brass Valve for Cartridge



# TORCH 4760810

## Key Features

For use with Disposable Cartridge Steel Fitted with Self-Closing Valve


Burner Diameter 014mm

Gas Consumption 195g/hr

Heat Output 2.5Kw

High Quality Zinc Valve of Cartridge

ISI Certified



## **CUSTOMER SERVICE @ CLIX**

CILX is fully committed to providing the best service for its products in the quickest time.

With a strong after sales service setup and a track record of attending to customer complaints quickly Clix Customer Care Centres (C3C) at Regional Offices are supported by a dedicated service team of more than 250 Service Technicians & Franchisees across the country.

### **SERVICE PROCESS**

- Please register all your issues about Service & Product Performance in one of the following ways.
- Customer Care No. **703 265 2549**
- E Mail: [clix@pkl.co.in](mailto:clix@pkl.co.in)
- A ticket number/registration number will be given for each call which should be noted.
- Please quote this number for all future communication about the same.
- The warranty card should be properly filled and submitted by the customer to claim warranty in the warranty period.





# PKL LIMITED

## CORPORATE OFFICE

Madhuw Vihar, H.No. 8-2-293/82/C/17, 2nd Floor, Plot No. 17, Road No. 7, Jubilee Hills,  
Hyderabad (India) 500 033, Phone: 040-2355 4970

Regional Office **North:** Chandigarh | **East:** Kolkata | **West:** Mumbai | **South:** Bengaluru

Customer Care No. 70326 52549 Website: [www.pkl.co.in](http://www.pkl.co.in) / [www.clix.co.in](http://www.clix.co.in) E-mail: [clix@pkl.co.in](mailto:clix@pkl.co.in)