



Stand Strong with KALCO Ladders

ALUMINIUM LADDERS

एल्युमीनियम सीढियां

**Domestic
Industrial**

A Product Brochure



STAND STRONG WITH KALCO™



DOMESTIC LADDER

For domestic use in and around the home, godown & shops, e.g. for cleaning, cupboard access etc. "LS, MS & S" Strength ladder must use on these light workplace only. Made to the requirement of Indian Standard.

INDUSTRIAL LADDER

Our Industrial Ladders are made for moderate and heavy duty industrial trade/commercial used by professional contractors, tradepersons, workplace, serious DIY/handyman. You can use "VS" Strength Domestic ladder on your workplace. Made to the requirements of the Indian Standards.



BUY LADDERS ONLINE.
www.kalcowebstore.in



WALL SUPPORTING STRAIGHT LADDER

K-7002

AVAILABLE IN ONLINE **WEBSTORE**

LADDER SIZE	STRENGTH TYPE	REACH HEIGHT	BOTTOM WIDTH
8 ft	LS	5 ft	15 Inch
10 ft	LS, MS	7 ft	15 Inch
12 ft	MS, S	9 ft	15 Inch
14 ft	MS, S	11 ft	15 Inch
16 ft	MS, S	13 ft	15 Inch
18 ft	S, VS	15 ft	15 Inch
20 ft	S, VS	17 ft	15 Inch
22 ft	VS	19 ft	15 Inch
24 ft	VS	21 ft	15 Inch

Strength Type: LS- Light Strong MS-Medium Strong S-Strong VS-Very Strong

Manufactured By: KALCO Made from: Aluminium Made in India



STRAIGHT-CUM-STOOL LADDER

K-7006

AVAILABLE IN ONLINE **WEBSTORE**

LADDER SIZE	STRENGTH TYPE	REACH HEIGHT	BOTTOM WIDTH
4+5 ft	MS	5 ft	17.2 Inch
5+6 ft	MS	7 ft	18.6 Inch
6+7 ft	MS	9 ft	20.2 Inch
7+8 ft	MS, S	11 ft	21.6 Inch
8+9 ft	S	13 ft	23.2 Inch
9+10 ft	S	15 ft	24.6 Inch
10+11 ft	S	17 ft	26.5 Inch

Strength Type: LS- Light Strong MS-Medium Strong S-Strong VS-Very Strong

Manufactured By: KALCO Made from: Aluminium Made in India



SELF SUPPORTING STOOL TYPE FOLDING LADDER

K-7013

AVAILABLE IN ONLINE **WEBSTORE**



LADDER SIZE	STRENGTH TYPE	REACH HEIGHT	BOTTOM WIDTH
4 ft	LS, MS	3 ft	17.2 Inch
5 ft	LS, MS	4 ft	18.6 Inch
6 ft	LS, MS	5 ft	20.2 Inch
7 ft	MS	6 ft	21.6 Inch
8 ft	MS, S	7 ft	23.2 Inch
10 ft	MS, S	9 ft	26.2 Inch
12 ft	MS, S, VS	11 ft	29.2 Inch
14 ft	S, VS	13 ft	32.2 Inch
16 ft	S, VS	15 ft	35.2 Inch
18 ft	S, VS	17 ft	38.2 Inch
20 ft	S, VS	19 ft	41.2 Inch
22 ft	VS	21 ft	44.2 Inch
24 ft	VS	23 ft	47.2 Inch

Strength Type: LS- Light Strong MS-Medium Strong S-Strong VS-Very Strong

Manufactured By: KALCO Made from: Aluminium Made in India

SELF SUPPORTING HOME LADDER

K-7016

AVAILABLE IN ONLINE **WEBSTORE**



LADDER SIZE	STRENGTH TYPE	REACH HEIGHT	BOTTOM WIDTH
1 ft + 1	MS	2 ft	14.6 Inch
2 ft + 1	MS	3 ft	16.6 Inch
3 ft + 1	MS	4 ft	18.6 Inch
4 ft + 1	MS	5 ft	20.6 Inch

Strength Type: LS- Light Strong MS-Medium Strong S-Strong VS-Very Strong

Manufactured By: KALCO Made from: Aluminium Made in India



COLLAPSIBLE LADDER WITH STEP 5"

K-7021

AVAILABLE IN ONLINE **WEBSTORE**

LADDER SIZE	STRENGTH TYPE	REACH HEIGHT	BOTTOM WIDTH
4 Step	MS	3 ft	16 Inch
5 Step	MS	4 ft	18 Inch
6 Step	MS	5 ft	20 Inch

Strength Type: LS- Light Strong MS-Medium Strong S-Strong VS-Very Strong

Manufactured By: KALCO Made from: Aluminium Made in India



STOOL LADDER WITH TOP SUPPORT

K-7023

AVAILABLE IN ONLINE **WEBSTORE**

LADDER SIZE	STRENGTH TYPE	REACH HEIGHT	BOTTOM WIDTH
4 ft	MS	4 ft	17.2 Inch
5 ft	MS	5 ft	18.6 Inch
6 ft	MS	6 ft	20.2 Inch

Strength Type: LS- Light Strong MS-Medium Strong S-Strong VS-Very Strong

Manufactured By: KALCO Made from: Aluminium Made in India



STEP:
3"
Flat

ALUMINIUM LADDER WITH TOP SUPPORT

K-7026-M

AVAILABLE IN ONLINE **WEBSTORE**

LADDER SIZE	STRENGTH TYPE	REACH HEIGHT	BOTTOM WIDTH
1 + 4 ft	MS	3 ft 9 Inch	17.2 Inch
1 + 5 ft	MS	4 ft 6 Inch	18.6 Inch
1 + 6 ft	MS	5 ft 3 Inch	20.2 Inch

Strength Type: LS- Light Strong MS-Medium Strong S-Strong VS-Very Strong

Manufactured By: KALCO Made from: Aluminium Made in India



STEP:
3"
Flat

ALUMINIUM LADDER WITH TOP SUPPORT

K-7026-P

AVAILABLE IN ONLINE **WEBSTORE**

LADDER SIZE	STRENGTH TYPE	REACH HEIGHT	BOTTOM WIDTH
1 + 4 ft	MS	3 ft 9 Inch	17.2 Inch
1 + 5 ft	MS	4 ft 6 Inch	18.6 Inch
1 + 6 ft	MS	5 ft 3 Inch	20.2 Inch

Strength Type: LS- Light Strong MS-Medium Strong S-Strong VS-Very Strong

Manufactured By: KALCO Made from: Aluminium Made in India

ALUMINIUM PATRA

PATRA AVAILABLE IN ONLINE **WEBSTORE**



PATRA SIZE	STRENGTH TYPE	HEIGHT
8 + 12 + 4 Inch	MS	4 Inch
8 + 12 + 6 Inch	MS	6 Inch
10 + 14 + 4 Inch	MS	4 Inch
10 + 14 + 6 Inch	MS	6 Inch
16 + 12 + 6 Inch	MS	6 Inch
16 + 12 + 8 Inch	MS	8 Inch
16 + 12 + 10 Inch	MS	10 Inch
16 + 12 + 12 Inch	MS	12 Inch
16 + 12 + 14 Inch	MS	14 Inch
16 + 12 + 18 Inch	MS	18 Inch
16 + 12 + 24 Inch	MS	24 Inch

Strength Type: LS- Light Strong MS-Medium Strong S-Strong VS-Very Strong

Manufactured By: KALCO Made from: Aluminium Made in India

KALCO

INDUSTRIAL

LADDERS

Next 



EXPERIENCE

**THE
DIFFERENCE,
DURABILITY
& QUALITY.**

WALL SUPPORTING EXTENSION LADDER

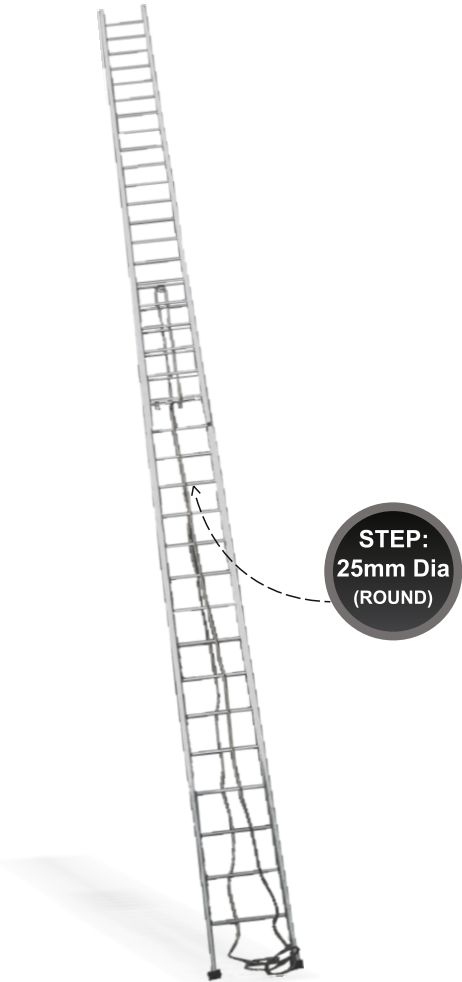
K-7007

AVAILABLE IN ONLINE **WEBSTORE**

LADDER SIZE	STRENGTH TYPE	REACH HEIGHT	OPENABLE HEIGHT
10+10 ft	S, VS	14 ft	16 ft
12+12 ft	S, VS	18 ft	20 ft
14+14 ft	S, VS	22 ft	24 ft
16+16 ft	S, VS	26 ft	28 ft
18+18 ft	S, VS	30 ft	32 ft
20+20 ft	VS	33 ft	35 ft
22+22 ft	VS	37 ft	39 ft
24+24 ft	VS	41 ft	43 ft
20+20+20 ft	VS	48 ft	50 ft
21+21+21 ft	VS	51 ft	53 ft
22+22+22 ft	VS	54 ft	56 ft
23+23+23 ft	VS	57 ft	59 ft
24+24+24 ft	VS	60 ft	62 ft

STRENGTH TYPE: LS- Light Strong MS-Medium Strong S-Strong VS-Very Strong

Manufactured By: KALCO Made from: Aluminium Made in India



SELF SUPPORTING ECONOMIC WHEELED EXTENSION LADDER

K-7009

AVAILABLE IN ONLINE **WEBSTORE**

Wheeled size 8" dia To Hindalco LS-1843. To LS-1840 of Hindalco with hinges, tool tray, safety belt, adjustable platform, side support and rope and pulley system for extension & lowering of ladder.

LADDER SIZE	STRENGTH TYPE	REACH HEIGHT	OPENABLE HEIGHT
10+10+10 ft	S, VS	14 ft	16 ft
11+11+11 ft	S, VS	16 ft	18 ft
12+12+12 ft	S, VS	18 ft	20 ft
13+13+13 ft	S, VS	20 ft	22 ft
14+14+14 ft	S, VS	22 ft	24 ft
15+15+15 ft	S, VS	24 ft	26 ft
16+16+16 ft	S, VS	26 ft	28 ft
17+17+17 ft	VS	28 ft	30 ft
18+18+18 ft	VS	30 ft	32 ft
19+19+19 ft	VS	32 ft	34 ft
20+20+20 ft	VS	34 ft	36 ft

STRENGTH TYPE: LS- Light Strong MS-Medium Strong S-Strong VS-Very Strong

Manufactured By: KALCO Made from: Aluminium Made in India



EXTENDABLE SELF SUPPORTING LADDER

K-7010

AVAILABLE IN ONLINE **WEBSTORE**

Both side step size 25 mm dia corrugated non slippery aluminium pipe with hinges, rope and pulley system for extension and lowering of ladder. LS-1843 C Section, LS-1840 of Hindalco.



LADDER SIZE	STRENGTH TYPE	REACH HEIGHT	OPENABLE HEIGHT
10+10+10 ft	S, VS	14 ft	16 ft
11+11+11 ft	S, VS	16 ft	18 ft
12+12+12 ft	S, VS	18 ft	20 ft
13+13+13 ft	S, VS	20 ft	22 ft
14+14+14 ft	S, VS	22 ft	24 ft
15+15+15 ft	S, VS	24 ft	26 ft
16+16+16 ft	S, VS	26 ft	28 ft
17+17+17 ft	VS	28 ft	30 ft
18+18+18 ft	VS	30 ft	32 ft
19+19+19 ft	VS	32 ft	34 ft
20+20+20 ft	VS	34 ft	36 ft

STRENGTH TYPE: LS- Light Strong MS-Medium Strong S-Strong VS-Very Strong

Manufactured By: KALCO Made from: Aluminium Made in India

EXTENDABLE TOWER LADDER TILTABLE WITH DOUBLE GEAR BOX

K-7015

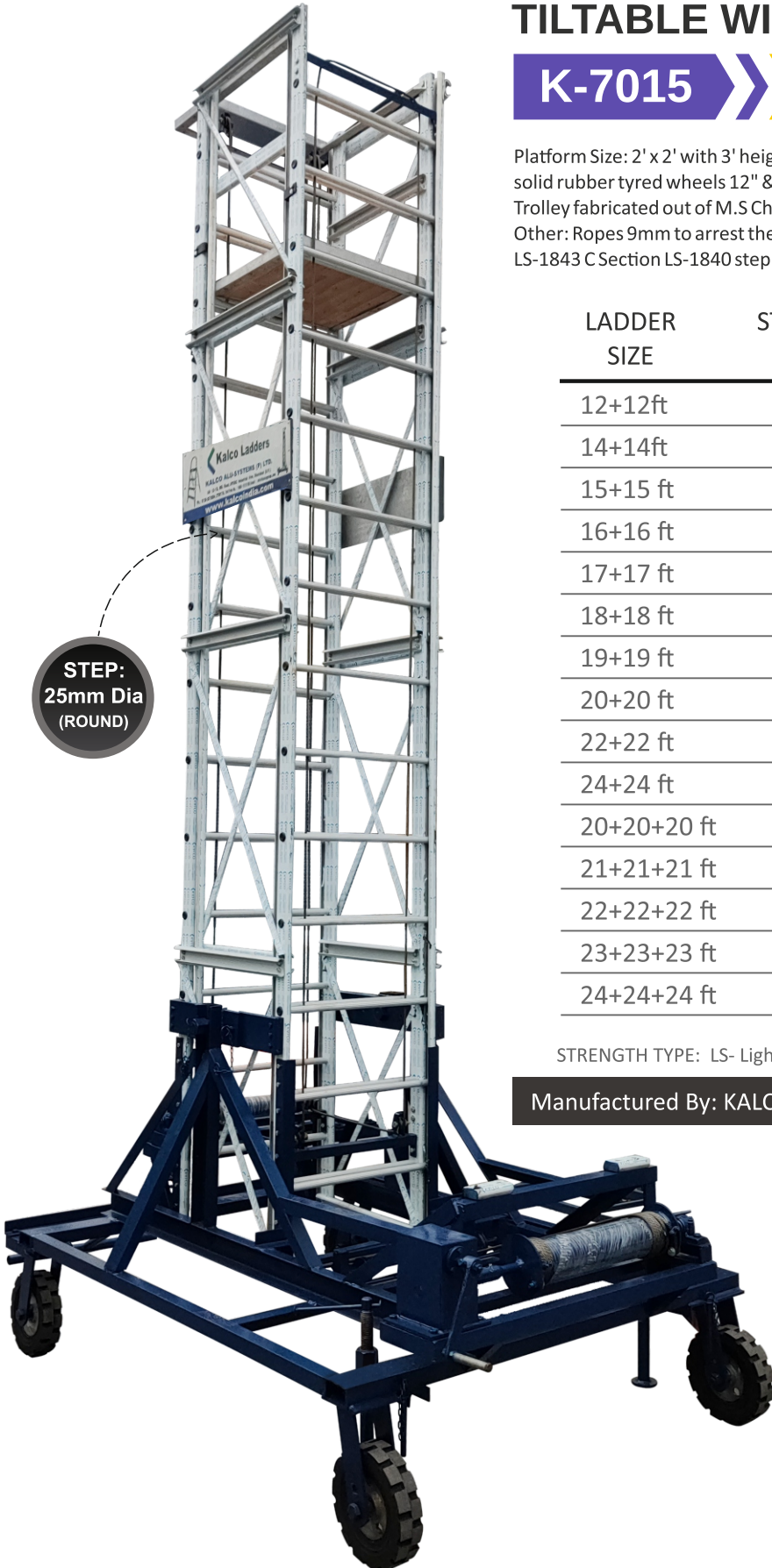
AVAILABLE IN ONLINE **WEBSTORE**

Platform Size: 2' x 2' with 3' height guard rails & tools tray size 1' x 2'. 2 nos. fixed and 2 nos. swiveling solid rubber tyred wheels 12" & 3" dia.

Trolley fabricated out of M.S Channel 100mm x 50mm.

Other: Ropes 9mm to arrest the swing of the tower ladder in foldable stabilizers.

LS-1843 C Section LS-1840 step size 25mm



LADDER SIZE	STRENGTH TYPE	FRAME SIZE	TILT CLOSED HEIGHT	OPENABLE HEIGHT
12+12ft	S, VS	5x7 ft	6 ft	19ft
14+14ft	S, VS	5x7ft	6 ft	23ft
15+15 ft	S, VS	5x7 ft	6 ft	26 ft
16+16 ft	S, VS	6x8 ft	7.5 ft	27 ft
17+17 ft	VS	6x8 ft	7.5 ft	30 ft
18+18 ft	VS	6x8 ft	7.5 ft	31 ft
19+19 ft	VS	6x8 ft	7.5 ft	33 ft
20+20 ft	VS	6x8 ft	7.5 ft	35 ft
22+22 ft	VS	6x8 ft	8.5 ft	39 ft
24+24 ft	VS	6x8 ft	8.5 ft	43 ft
20+20+20 ft	VS	7x9 ft	10.5 ft	50 ft
21+21+21 ft	VS	7x9 ft	10.5 ft	53 ft
22+22+22 ft	VS	7x9 ft	10.5 ft	56 ft
23+23+23 ft	VS	7x9 ft	10.5 ft	59 ft
24+24+24 ft	VS	7x9 ft	10.5 ft	62 ft

STRENGTH TYPE: LS- Light Strong MS-Medium Strong S-Strong VS-Very Strong

Manufactured By: KALCO Made from: Aluminium Made in India

TROLLEY TYPE WHEELED LADDER

K-7024 AVAILABLE IN ONLINE **WEBSTORE**

Platform Size: Aluminium Chequered plate 2' x 2' with 2' height guard railing. Other frame sizes as per ladder sizes. Trolley type 5" ladder with wheels 6" dia. Trolley fabricated out of M.S Channel.



LADDER SIZE	STRENGTH TYPE	REACH HEIGHT	OPENABLE HEIGHT
5 ft	MS, S, VS	5 ft	5 ft
6 ft	MS, S, VS	6 ft	6 ft
7 ft	S, VS	7 ft	7 ft
8 ft	S, VS	8 ft	8 ft
9 ft	S, VS	9 ft	9 ft
10 ft	S, VS	10 ft	10 ft
11 ft	S, VS	11 ft	11 ft
12 ft	S, VS	12 ft	12 ft
13 ft	S, VS	13 ft	13 ft
14 ft	S, VS	14 ft	14 ft
15 ft	S, VS	15 ft	15 ft

STRENGTH TYPE: LS- Light Strong MS-Medium Strong S-Strong VS-Very Strong

Manufactured By: KALCO Made from: Aluminium Made in India



WALL SUPPORTING STRAIGHT LADDER

K-7025 AVAILABLE IN ONLINE **WEBSTORE**

Straight Ladder with 5" step size and 20" step width. Side support railings of 1" dia corrugated pipe with hooks for non slippery of ladder.

LADDER SIZE	STRENGTH TYPE	REACH HEIGHT	OPENABLE HEIGHT
6 ft	MS, S, VS	4 ft	6 ft
8 ft	MS, S, VS	6 ft	8 ft
10 ft	MS, S, VS	8 ft	10 ft
12 ft	MS, S, VS	10 ft	12 ft
14 ft	MS, S, VS	12 ft	14 ft
16 ft	MS, S, VS	14 ft	16 ft
18 ft	MS, S, VS	16 ft	18 ft
20 ft	MS, S, VS	18 ft	20 ft
22 ft	S, VS	20 ft	22 ft
24 ft	S, VS	22 ft	24 ft

STRENGTH TYPE: LS- Light Strong MS-Medium Strong S-Strong VS-Very Strong

Manufactured By: KALCO Made from: Aluminium Made in India

— KALCO —

SCAFFOLDING

— LADDERS —

Next 

STAIRWAY SCAFFOLDING TOWER

K-7019

Rolling Tower with built-in steps



This is a rolling tower with built-in stairs. Its very handy and safe, if you need to go up and down with your tools. The stairway tower is suitable for indoor and outdoor use. The system can be extended with components. You can also connect the scaffolding to other items, such as an aluminium stage or an extension console. Yours stairway tower is strong and safe but also extremely flexible.

This has a working height of up to 14.2 metres indoors and 10.20 metres outdoors. With wide frames of 1.35 metres and a maximum load of up to 250kg per platform, this stairway tower is perfect if you frequently have to go up and down with tools and materials. Circular welded anti-slip rungs and fixed locking pins make the frame super-strong and 100% reliable.

The platforms used in this tower are very lightweight and 30% lighter than traditional wooden platforms. These platforms come equipped with many useful additions. Two crossbeams provide a sturdy grip, allowing you to lift up and move the platforms. The innovative wind lock hook makes erecting and dismantling faster and easier.

TECHNICAL SPECIFICATION

MATERIAL	Aluminium	Aluminium	Aluminium
FINISH	Anodized / Powder Coated	Anodized / Powder Coated	Anodized / Powder Coated
OUTRIGGERS COLOR	Red Coated	Red Coated	Red Coated
MAX. LOAD PER PLATFORM	250 kg	250 kg	250 kg

MODEL K-7019

SCAFFOLDING SIZE WITH LADDER

	Base (L x W)	Actual Platform Size	Platform Height	Total Height
3.3 Mtrs	1.85 x 1.35 (mtr) 6' 1" x 4' 5" (ft)	1.67 x 0.61 (mtr) 5' 6" x 2' (ft)	2.3 (mtr) 7' 7" (ft)	3.3 (mtr) 10' 10" (ft)
5.3 Mtrs	1.85 x 1.35 (mtr) 6' 1" x 4' 5" (ft)	1.67 x 0.61 (mtr) 5' 6" x 2' (ft)	4.3 (mtr) 14' 1" (ft)	5.3 (mtr) 17' 5" (ft)
7.3 Mtrs	1.85 x 1.35 (mtr) 6' 1" x 4' 5" (ft)	1.67 x 0.61 (mtr) 5' 6" x 2' (ft)	6.3 (mtr) 20' 7" (ft)	7.3 (mtr) 23' 11.4" (ft)
9.3 Mtrs	1.85 x 1.35 (mtr) 6' 1" x 4' 5" (ft)	1.67 x 0.61 (mtr) 5' 6" x 2' (ft)	8.3 (mtr) 27' 2" (ft)	9.3 (mtr) 30' 6" (ft)
11.3 Mtrs	1.85 x 1.35 (mtr) 6' 1" x 4' 5" (ft)	1.67 x 0.61 (mtr) 5' 6" x 2' (ft)	10.3 (mtr) 33' 8" (ft)	11.3 (mtr) 37' (ft)
13.3 Mtrs	1.85 x 1.35 (mtr) 6' 1" x 4' 5" (ft)	1.67 x 0.61 (mtr) 5' 6" x 2' (ft)	12.3 (mtr) 40' 4" (ft)	13.3 (mtr) 43' 7.6" (ft)

MODEL K-7020

SCAFFOLDING SIZE WITHOUT LADDER

	Base (L x W)	Actual Platform Size (L x W)	Platform Height	Total Height
3.3 Mtrs	1.85 x 1.0 (mtr) 6' 1" x 3' 4" (ft)	1.67 x 0.61 (mtr) 5' 6" x 2' (ft)	2.3 (mtr) 7' 7" (ft)	3.3 (mtr) 10' 10" (ft)
5.3 Mtrs	1.85 x 1.0 (mtr) 6' 1" x 3' 4" (ft)	1.67 x 0.61 (mtr) 5' 6" x 2' (ft)	4.3 (mtr) 14' 1" (ft)	5.3 (mtr) 17' 5" (ft)
7.3 Mtrs	1.85 x 1.0 (mtr) 6' 1" x 3' 4" (ft)	1.67 x 0.61 (mtr) 5' 6" x 2' (ft)	6.3 (mtr) 20' 7" (ft)	7.3 (mtr) 23' 11.4" (ft)
9.3 Mtrs	1.85 x 1.0 (mtr) 6' 1" x 3' 4" (ft)	1.67 x 0.61 (mtr) 5' 6" x 2' (ft)	8.3 (mtr) 27' 2" (ft)	9.3 (mtr) 30' 6" (ft)
11.3 Mtrs	1.85 x 1.0 (mtr) 6' 1" x 3' 4" (ft)	1.67 x 0.61 (mtr) 5' 6" x 2' (ft)	10.3 (mtr) 33' 8" (ft)	11.3 (mtr) 37' (ft)
13.3 Mtrs	1.85 x 1.0 (mtr) 6' 1" x 3' 4" (ft)	1.67 x 0.61 (mtr) 5' 6" x 2' (ft)	12.3 (mtr) 40' 4" (ft)	13.3 (mtr) 43' 7.6" (ft)

Single mast aluminum lift

Lightweight design allow it to be easily transported by a single person

High strength aluminum alloy profile can enter narrow and small area





MOBILE ELECTRIC WORKING PLATFORM

K-7017 SINGLE MAST

Mobile vertical lift is made up of high grade aluminium profile and equipped with Omni-directional wheels, easily pushed around to the designated sites, beautiful structure, compact main body, light weight.

- Standard**
- Dual controllers operation
 - Emergency lowering system
 - Emergency stop button
 - Overload protection
 - Locking Key Switch

- Optional**
- Overload sensor with alarm
 - Optional Chassis with level guage
 - Beacon
 - DC power
 - AC to platform

MODEL	KAL1-6M	KAL1-8M
Capacity	150kg	150kg
Platform Height	6.0m	8.0m
Max. Working height	7.7m	9.7m
Platform Size	0.6x0.6m	0.6x0.6m
Max. Occupants	1	1
Dimensions		
Overall length	1.3m	1.38m
Overall width	0.8m	0.8m
Overall height	1.96m	1.98m
Lift Power		
AC	110-230V	110-230V
Motor	1.5kw	1.5kw
Weight	280kg	320kg

Manufactured By: KALCO Made from: Aluminium Made in India



K-7017 TWO MAST

Mobile vertical lift is made up of high grade aluminium profile and equipped with Omni-directional wheels, easily pushed around to the designated sites, beautiful structure, compact main body, light weight.

- Standard**
- Dual controllers operation
 - Emergency lowering system
 - Emergency stop button
 - Overload protection
 - Locking Key Switch
 - Hidden guardrail

- Optional**
- Overload sensor with alarm
 - Optional Chassis with level guage
 - DC power
 - AC to platform
 - Extended platform

MODEL	KAL2-8M	KAL2-10M	KAL2-12M
Capacity	200kg	200kg	200kg
Platform Height	8.0m	10.0m	12.0m
Max. Working height	9.7m	11.7m	13.7m
Platform Size	1.65x0.61m	1.90x0.61m	2.15x0.61m
Max. Occupants	2	2	2
Dimensions			
Overall length	2.0m	2.25m	2.50m
Overall width	0.80m	0.80m	0.80m
Overall height	1.85m	1.85m	1.85m
Lift Power			
AC	110-380V	110-380V	110-380V
Motor	1.5kw	1.5kw	1.5kw
Weight	580kg	750kg	875kg

Manufactured By: KALCO Made from: Aluminium Made in India



SMALL CREATURES...BIG PROBLEM
ONE SOLUTION

AUTOMATIC BOTTOM DOOR SEAL

Kalco Automatic Door Bottom Seals are solution for sealing a door to the threshold or floor surface i.e. designed to fill the gap between the bottom of a door and the floor underneath. Automatic door bottom seals are mechanically spring loaded seals that lift clear of the floor as the door opens and seal tight when the door is closed.

ADVANCED FEATURES

- Provide excellent sealing to keep out dust, moisture, insects, fumes, light and sound.
- End plates provided for all mounting
- Slotted holes for adjustment.

Suitable for:



Available Sizes:

S. No.	Color	Size
1	Silver Anodized	900 mm, 1100 mm, 1200 mm
2	Black Electro Color	900 mm, 1100 mm, 1200 mm



Reduces the loss of Airconditioning



For

Custom Size Products

Contact Tollfree:

1800 1212 126



KALCO
WebStore

Now! Buy Our Products Online.


– visit –

www.kalcowebstore.in

INNOVATION
AT ITS BEST

SINCE
1992

हमें भारत का ब्रांड बनाने के लिए धन्यवाद।
Thank you for making us Brand of India.



KALCO

Green Building Solutions

DOORS • WINDOWS • FACADES • BIPV • LADDERS

www.kalcoindia.com

TOLLFREE NUMBER
1800 1212 126

© Kalco Alu-Systems Private Limited

alu^{is} **ecometa**